

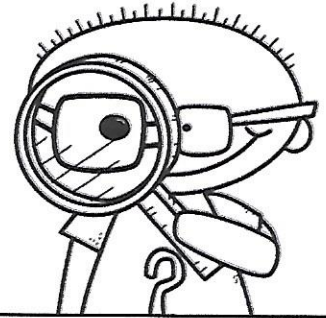
Name: \_\_\_\_\_ Teacher: \_\_\_\_\_ Grade: K

Week at a Glance: May 4-8				
Day	Reading	Math	Social Studies	Science
<b>Monday May 4</b>	Read for 15 minutes	Identify & Describe Spheres	-	Bean Plant Life Cycle
	Vowel Sounds			
<b>Tuesday May 5</b>	Read for 15 minutes	Identify & Describe Cubes	-	What Do Carrots Need to Grow
	Face Paint			
<b>Wednesday May 6</b>	Read for 15 minutes	Identify & Describe Cylinders	-	Show What You Know: Would You Munch a Plant for Lunch?
	Black Cat, Tan Cat			
<b>Thursday May 7</b>	Read for 15 minutes	Identify & Describe Cones	Mother's Day: "I love my mom because..."	-
	Phoneme Deletion			
<b>Friday May 8</b>	Read for 15 minutes	2D vs. 3D shapes	Mother's Day: I Love You Mom drawing	-
	Word Search			

Week at a Glance: May 11-15				
Day	Reading	Math	Social Studies	Science
<b>Monday May 11</b>	Read for 15 minutes	Longer/ Shorter Scavenger Hunt	Show What You Know: High Five for Summer Safety	-
	Opposites			
<b>Tuesday May 12</b>	Read for 15 minutes	Taller/ Shorter	Summer Safety: My Cool Pool	-
	ABC Order			
<b>Wednesday May 13</b>	Read for 15 minutes	Comparing Weights	Summer Safety: Design Your Own Helmet	-
	A Pig Named Sam			
<b>Thursday May 14</b>	Read for 15 minutes	Read a Graph	-	Summer Senses Flap Book
	Word Search			
<b>Friday May 15</b>	Read for 15 minutes	Sort and Count	-	Summer Senses Word Search
	Summer Spelling			

Name \_\_\_\_\_


# Vowel Sounds




Write the short vowel sounds. Color.




b \_ \_ t




c \_ \_ p



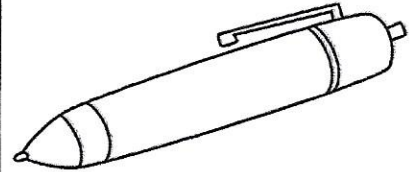
s \_ \_ n



s \_ \_ b



h \_ \_ m




p \_ \_ n




d \_ \_ g




w \_ \_ g




t \_ \_ p



n \_ \_ t



f \_ \_ x



p \_ \_ g


Name \_\_\_\_\_

# HANDS ON Lesson 10.2

## Identify, Name, and Describe Spheres



**COMMON CORE STANDARD MACC.K.G.1.2**  
Identify and describe shapes (squares, circles, triangles, rectangles, hexagons, cubes, cones, cylinders, and spheres).

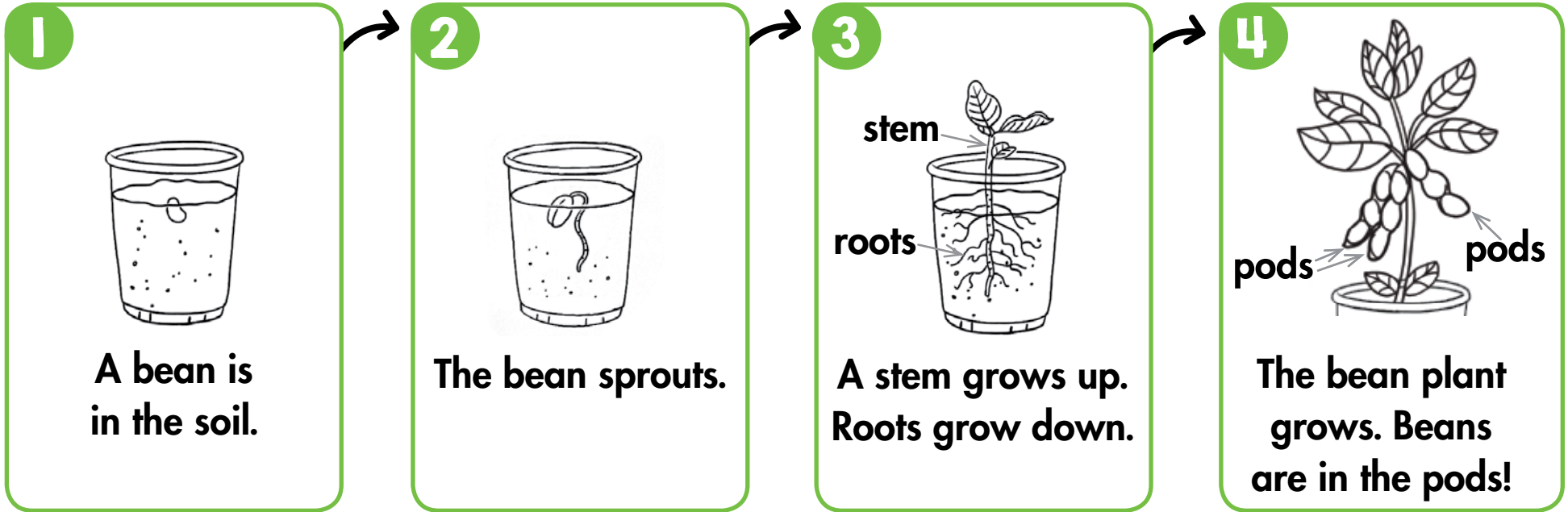


**DIRECTIONS** 1. Identify the objects that are shaped like a sphere. Mark an X on those objects.

My name \_\_\_\_\_

# Bean Plant Life Cycle

Read how a bean plant grows. Then answer the questions. A grown-up can help you.



ILLUSTRATIONS: JULISSA MORA

©2020 SCHOLASTIC INC. PERMISSION GRANTED TO TEACHER-SUBSCRIBERS TO REPRODUCE THIS PAGE FOR CLASSROOM USE ONLY.

1. What do you see in step 1?



bean



pod

2. What do you see in step 2?



sprout



bean

3. What do you see in step 3?



sprout



roots

**BONUS:**

Circle the bean pods.

Name \_\_\_\_\_

# Reading Comprehension

Read the short passage and answer the questions.

## Face Paint

Mary is painting Jan's face. She is painting a heart. The heart is red. Mary will show her mom.



1. Who is painting Jan's face?

- Jan  
 Mary  
 mom

2. What is she painting?

- a heart  
 a lion  
 a cat

3. Who will Mary show?

- her friends  
 her mom  
 Jan


Name \_\_\_\_\_

# HANDS ON Lesson 10.3

## Identify, Name, and Describe Cubes



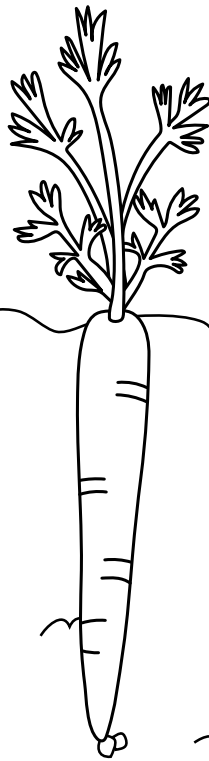
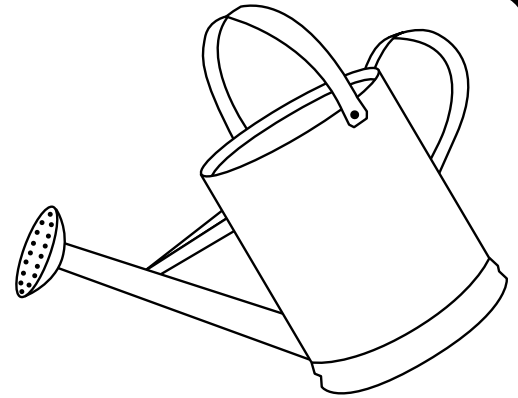

**COMMON CORE STANDARD** MACC.K.G.1.2  
Identify and describe shapes (squares, circles, triangles, rectangles, hexagons, cubes, cones, cylinders, and spheres).



© Houghton Mifflin Harcourt Publishing Company

**DIRECTIONS** 1. Identify the objects that are shaped like a cube. Mark an X on those objects.

My name \_\_\_\_\_




## What Do Carrots Need to Grow?

Follow the directions to complete the picture.

1. Carrots need light. Draw a sun.
2. Carrots need water. Draw water coming out of the watering can.
3. Carrots need soil. Color the soil brown.

Name: \_\_\_\_\_



# Black Cat, Tan Cat

By Lill Pluta




**Circle the short a words.**

cat	tan	share	mat
same	bad	sad	pat
glad	made	have	late
play	rat	hat	say

**Color one cat black.**

**Color the other cat tan.**

**Draw a mat under the black cat.**






Name \_\_\_\_\_

# HANDS ON Lesson 10.4

## Identify, Name, and Describe Cylinders



**COMMON CORE STANDARD** MACC.K.G.1.2  
Identify and describe shapes (squares, circles, triangles, rectangles, hexagons, cubes, cones, cylinders, and spheres).



**DIRECTIONS** 1. Identify the objects that are shaped like a cylinder. Mark an X on those objects.

My name \_\_\_\_\_




## Show What You Know: Would You Munch a Plant for Lunch?

Use your *Let's Find Out* to answer the questions.  
A grown-up can help you.

1. What plant part is the panda eating?

stem

flower



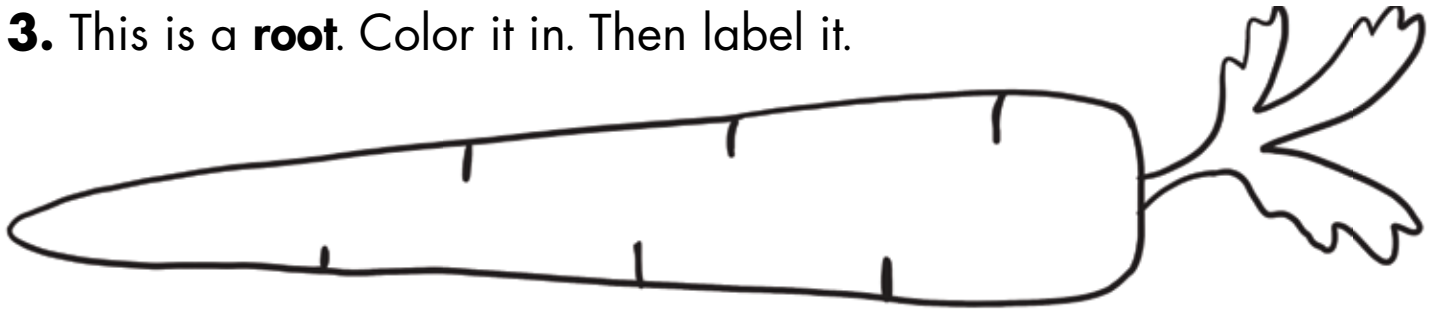
2. What plant part is the bunny eating?

flower

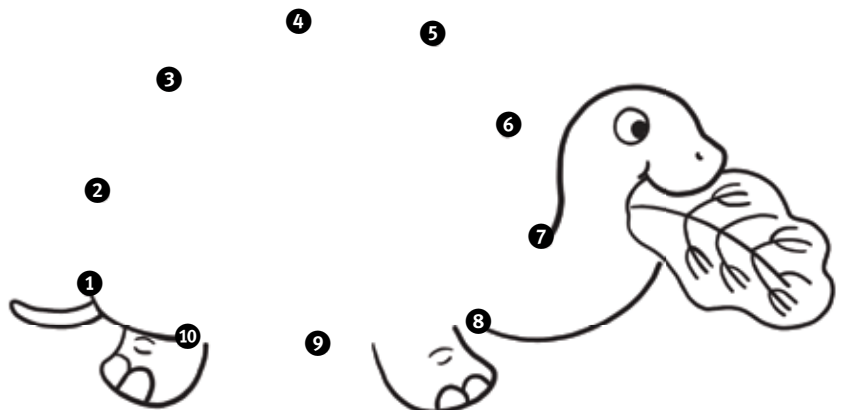
root



3. This is a **root**. Color it in. Then label it.



4. Connect the dots to see  
another animal that  
eats plants!



Name: \_\_\_\_\_


# Workstation: Phoneme Deletion

Wonders Unit 8

Week 2

Directions: Read each word, take off the last letter and add the designated letter. Write the new word on the lines.

1. cat




cat

add 'b'

cab

2. dog

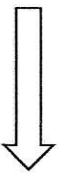
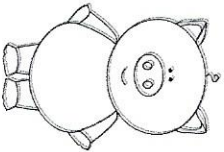


dog

add 't'

dog

3. pig

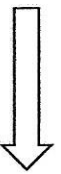
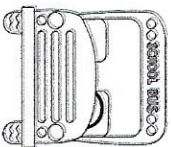


pig

add 'n'

pig

4. bus


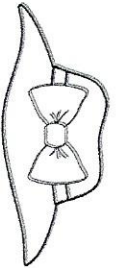


bus

add 'g'

bus

5. hat



hat

add 'm'

hat


Name \_\_\_\_\_

# HANDS ON Lesson 10.5

## Identify, Name, and Describe Cones




**COMMON CORE STANDARD** MACC.K.G.1.2  
Identify and describe shapes (squares, circles, triangles, rectangles, hexagons, cubes, cones, cylinders, and spheres).



**DIRECTIONS** 1. Identify the objects that are shaped like a cone. Mark an X on those objects.

I LOVE My MOM

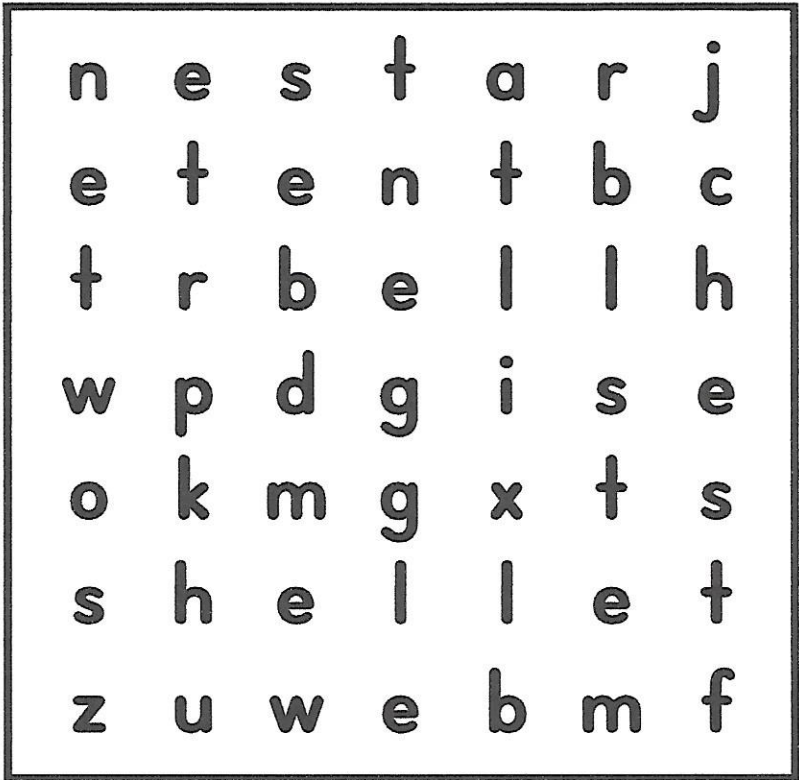
because...



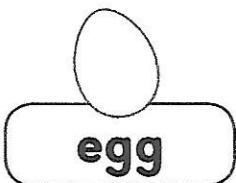

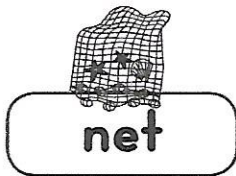



Name \_\_\_\_\_



**Find the words from the word list in the Word Search. Circle the words in the Word Search and cross them off of the Word Bank.**



Word Bank



Name: \_\_\_\_\_ Date: \_\_\_\_\_

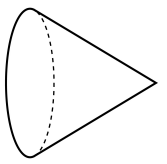
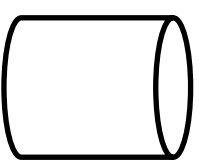
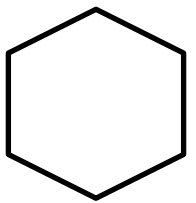


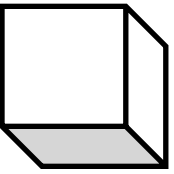
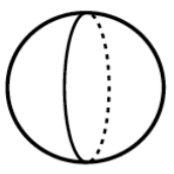

# Sorting 2D and 3D Shapes

2D Shapes


3D Shapes



Created by: Sally Nguyen

[missnguyensclass.blogspot.com](http://missnguyensclass.blogspot.com)



I LOVE YOU

mom

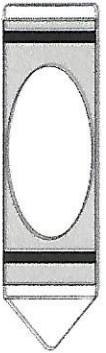





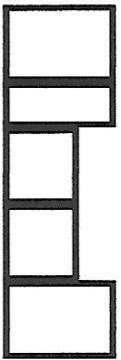
Name: \_\_\_\_\_

### Category Words: Opposites

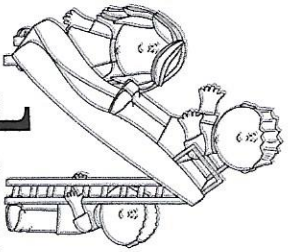

**Directions:** An opposite is something that is completely different from each other. Look at each picture and word combo. Illustrate and write the opposite meaning.



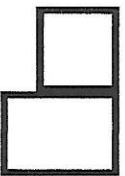
white



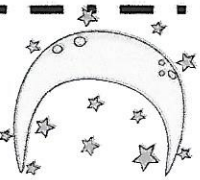
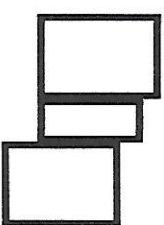
on



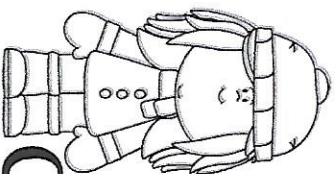
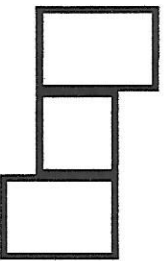
down



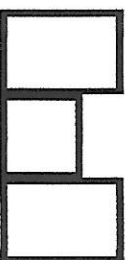
small



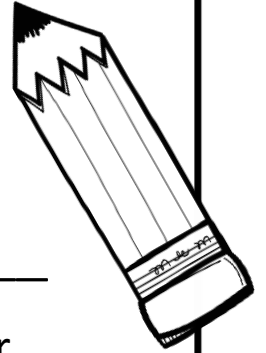
night



cold



# Comparing **L****e****n****g****t****h** Scavenger Hunt



Name: \_\_\_\_\_

Directions: Find 3 objects that are LONGER than your pencil and 3 objects that are SHORTER than your pencil.

**Longer**

**Shorter**


My name \_\_\_\_\_



**Show What You Know:**  
**High Five for Summer Safety**

Use your *Let's Find Out* to answer the questions.

A grown-up can help you.

1. Who should you always swim with?




a grown-up




a friend

2. Which things protect you from the sun? Circle them.



3. A helmet protects your head.  
 Decorate your own!



Name: \_\_\_\_\_

# High Frequency ABC Order

Wonders Unit 8  
Week 1

**Directions:** Look at the words in each box and put them in ABC order. Use the letter line to help you.

a b c d e f g h i j k l m n o p q r s t u v w x y z

here me

want

1. \_\_\_\_\_  
2. \_\_\_\_\_  
3. \_\_\_\_\_



said of

they

1. \_\_\_\_\_  
2. \_\_\_\_\_  
3. \_\_\_\_\_



have for was

1. \_\_\_\_\_  
2. \_\_\_\_\_  
3. \_\_\_\_\_

she little is


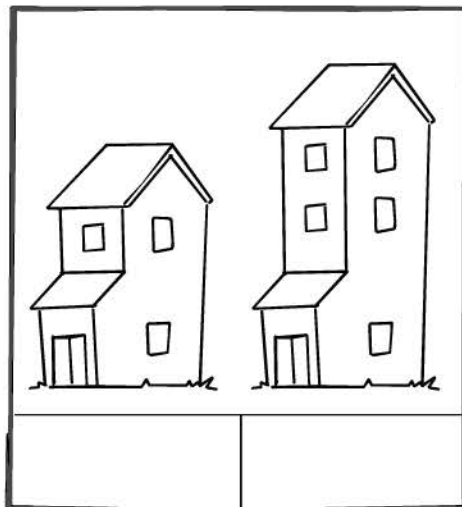
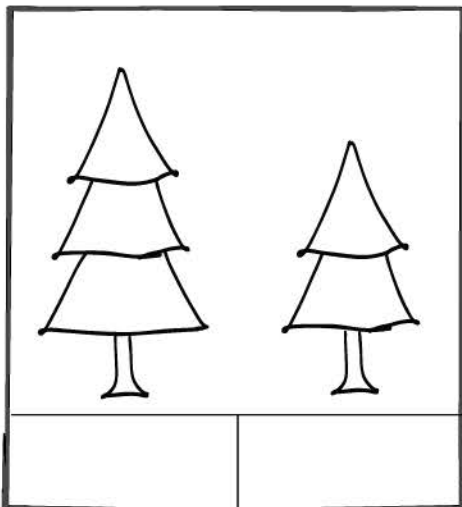






1. \_\_\_\_\_  
2. \_\_\_\_\_  
3. \_\_\_\_\_

Name \_\_\_\_\_

Date \_\_\_\_\_

# Tall or Short

Write T to show tall, and S to show short under each picture.



My name \_\_\_\_\_

# My Cool Pool


**Teachers:** Use this sheet with the activity on page 6 of your Teacher's Guide.

Draw a picture of your dream pool! Make sure to include the safety spots in your design.

Then finish the sentence.

## Safety Spots

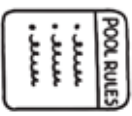
**lifeguard tower**



**sunscreen station**



**pool rules sign**



My pool is cool because \_\_\_\_\_.


Name \_\_\_\_\_

# Reading Comprehension

Read the short passage and answer the questions.

## A Pig Named Sam

Sam is a pig. He lives on a farm. He plays in the mud. Sam is a great pig!



1. What is Sam?

- a cat
- a pig

2. Where does he live?

- on a farm
- in the mud

3. What does he do?

- lives in a barn
- plays in the mud

Name \_\_\_\_\_

# HANDS ON Lesson 11.4

## Compare Weights

COMMON CORE STANDARD MACC.K.MD.1.2

Describe and compare measurable attributes.




left


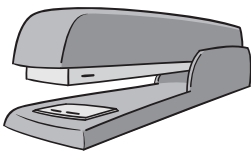


right

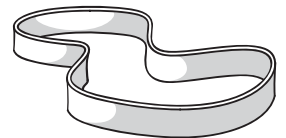

1





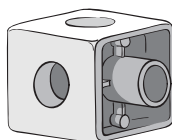
2



3



4




**DIRECTIONS** Find the first object in the row, and hold it in your left hand. Find the rest of the objects in the row, and hold each object in your right hand. **1–2.** Circle the object that is lighter than the object in your left hand. **3–4.** Circle the object that is heavier than the object in your left hand.



My name \_\_\_\_\_

# Design Your Own Helmet

Design your dream helmet to help you stay safe this summer!



My helmet is perfect for me because


---

Name: \_\_\_\_\_

# Word Search



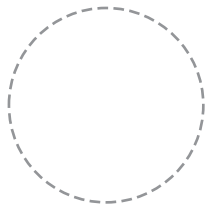
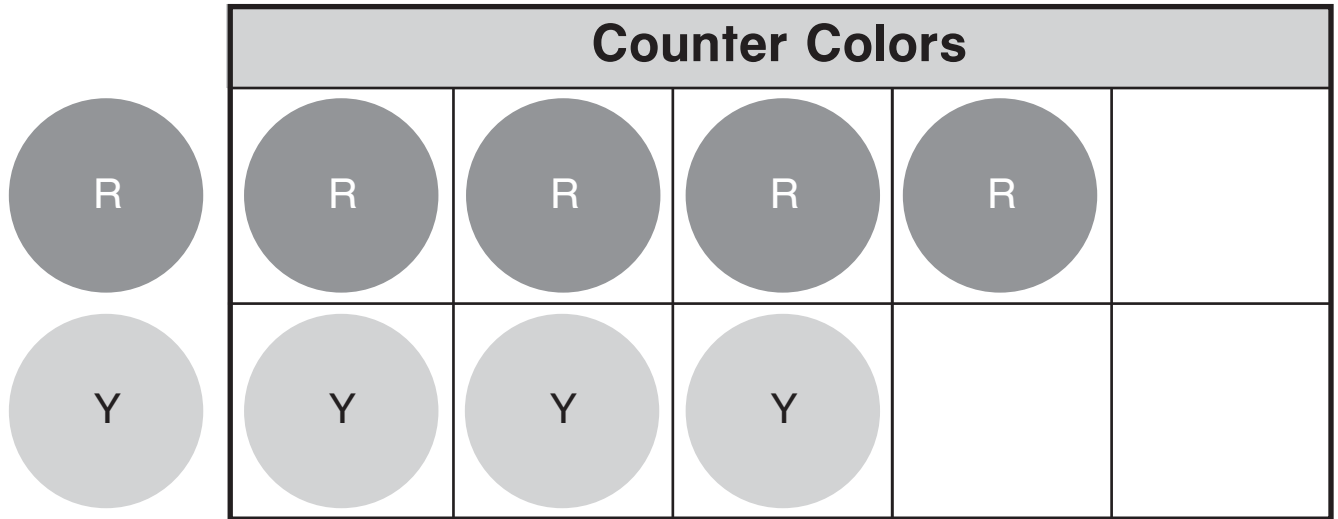
- |                           |                           |                           |
|---------------------------|---------------------------|---------------------------|
| <input type="radio"/> bug | <input type="radio"/> pot | <input type="radio"/> ten |
| <input type="radio"/> can | <input type="radio"/> map | <input type="radio"/> sun |
| <input type="radio"/> pig | <input type="radio"/> hat | <input type="radio"/> leg |
| <input type="radio"/> cop | <input type="radio"/> cup | <input type="radio"/> bin |



# Read a Graph



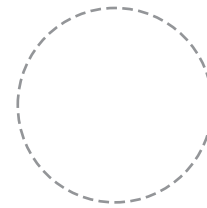
**COMMON CORE STANDARD** MACC.K.MD.2.3  
Classify objects and count the number of objects in each category.



\_\_\_\_\_

-----


\_\_\_\_\_



\_\_\_\_\_

-----

\_\_\_\_\_



**DIRECTIONS** 1. Color the counters to show the categories. R is for red, and Y is for yellow. How many counters are in each category? Write the numbers. 2. Circle the category that has more counters on the graph.


My name \_\_\_\_\_

Writing and Drawing

**Teachers:** Use this sheet with the activity on page 4 of your Teacher's Guide.

# Summer Senses Flap Book

Fold the page in half. Then cut on the dotted lines.

Fold here: 

TEACHER: SCHOLASTIC, INC. GRANTS YOU PERMISSION TO REPRODUCE THIS PAGE © 2019 BY SCHOLASTIC, INC.

ILLUSTRATIONS: JULISSA MORA

## My Summer Senses

My name \_\_\_\_\_



I can see . . .



I can hear . . .



I can smell . . .



I can feel . . .




I can taste . . .



My name \_\_\_\_\_

# Summer Spelling


Fill in the missing letters to spell each word.



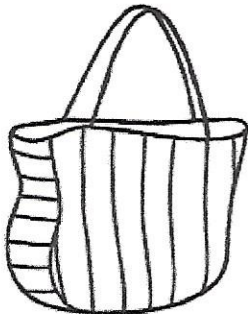
\_\_ u \_\_



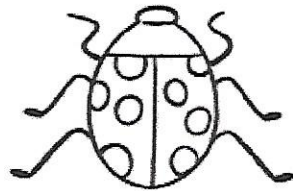
w \_\_ \_\_




\_\_ a \_\_




\_\_ \_ g



b \_\_ \_\_




f \_\_ \_\_



\_\_ a \_\_



n \_\_ \_\_



\_\_ \_ b

Name \_\_\_\_\_

# PROBLEM SOLVING

## Lesson 12.6

### Problem Solving • Sort and Count



**COMMON CORE STANDARD** MACC.K.MD.2.3  
Classify objects and count the number of objects in each category.

	big	small



_____		_____	_____
-----		-----	
_____		_____	_____
<b>big</b>		<b>small</b>	<b>all</b>



_____		_____	_____
-----		-----	
_____		_____	_____
			<b>all</b>

**DIRECTIONS** Explain how the shapes are sorted. **1.** How many big and small shapes are shown? Write and trace to complete the addition sentence. **2.** How many rectangles and triangles are shown? Write and trace to complete the addition sentence.

My name \_\_\_\_\_

# Summer Senses Word Search

## Word Bank

SEE

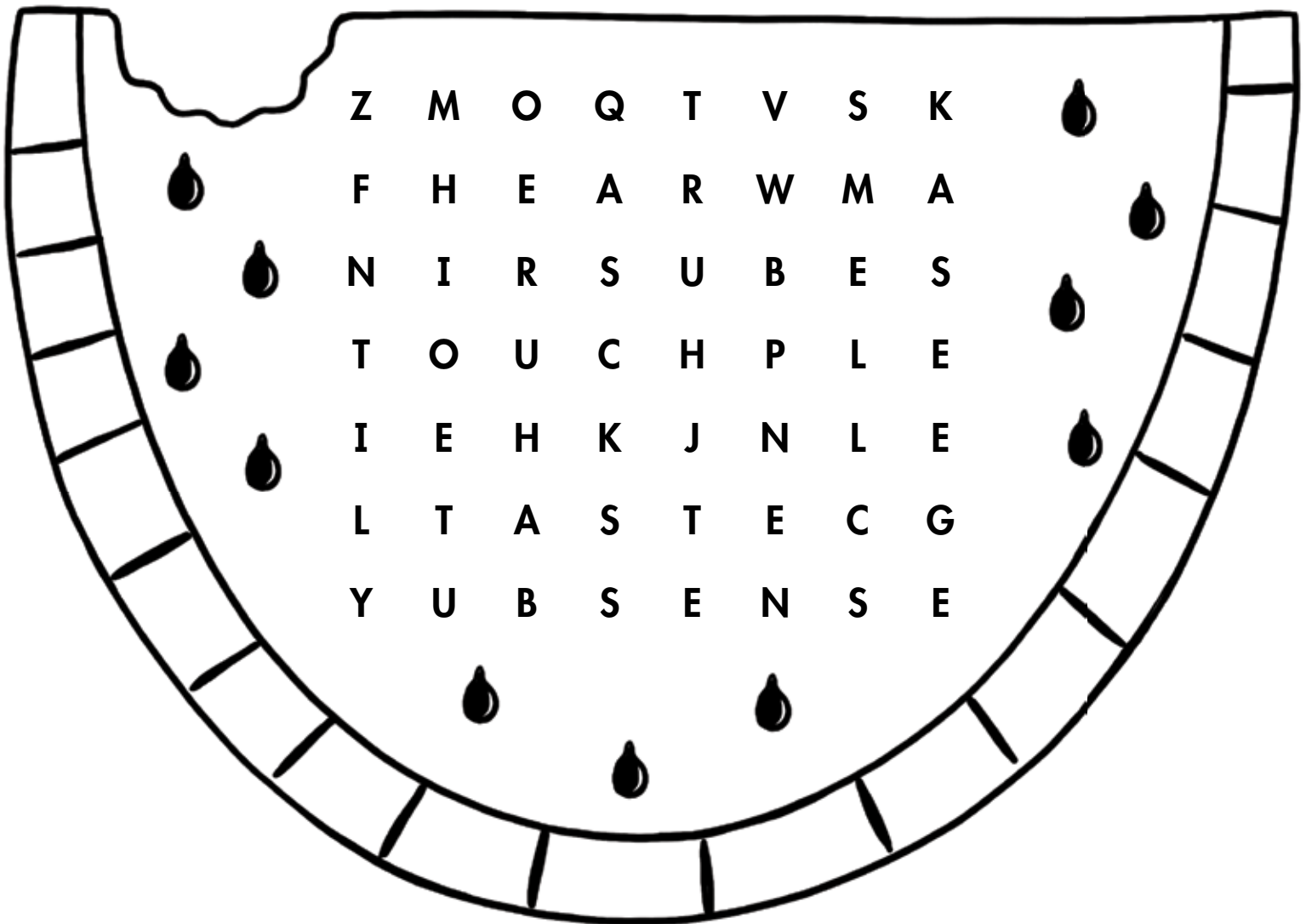
HEAR

TASTE

TOUCH

SMELL

SENSE



**Challenge:** Write a sentence using one of the words.